

www.esc.guide/hdm

HARD DRIVE MARINE High Speed Landing Crafts



Build #9 incorporates a number of innovative Hard Drive Marine features including a massive Maxgate landing door and a modular console.

The Maxgate, with extra heavy duty hydraulics not only allows you to drive large vehicles on and off the beach, it will easily lift the truck as well.

The mobile console allows the captain to position himself anywhere necessary on the boat, ensuring maximum visibility, comfort, and safety, regardless the configuration of the load.

The open design of this boat allows the use of custom deck components that can be placed or removed as needed. Components can include cabins, elevated bridges, pump tanks, dry cargo containers, haz-mat kits, row seating, and more.

More Information:

Web Link Presentation: <https://www.esc.guide/hdm>

Official Web Site: <https://www.harddrivemarine.com>

index

A. Patented Technology

- A.1. MAXGATE Patented Landing System
- A.2. MAXHELM - Patented Helm Station
- A.3. JAXCAB - Patented Mobile Cabin

B. Recommended Models

- B.1. Build #LC9 – 4011 (Open)
- B.2. Build #LC33 – 4011 (with Cabin)
- B.3. Build #LC30 – 4011 (with Double Cabin & Tower)
- B.4. Build #LC30 – 4011 (with Tower)
- B.5. OFFER: 40' Hard Drive Marine Landing Craft

C. Uses - Videos Demonstrations (go to: <https://www.esc.guide/hdm>)

- C.1. Exploration Tours
- C.2. Car Transfer
- C.3. Deck to Deck Passenger Transfer
- C.4. From Shore to Ferry Passenger Transfer
- C.5. Loading a Root Ball
- C.6. Dead Head Removal for Safe Waterway
- C.7. Ice breaking with MaxGate
- C.8. Hazard Removal
- C.9. Twin Jet Ski Load Unload
- C.10. Spill Response
- C.11. Special Operations Forces 1
- C.12. Special Operations Forces 2

A. Patented Technology



A.1. MAXGATE - Patented Landing System



A.2. MAXHELM - Patented Helm Station



A.3. JAXCAB - Patented Mobile Cabin

A.1. MAXGATE - Patented Landing System

The Maxgate Landing System can be optioned onto any of our landing craft designs. Maxgate offers a host of amazing features:

- The Maxgate spikes powered with 3000 psi hydraulics, anchor the vessel to shore while loading or unloading in high wind or tidal conditions.
- The articulating Maxgate spikes pull and push the boat on and off the beach as the tide ebbs and floods avoiding getting stranded waiting for next high tide. And with the wireless remote option this can be controlled from several hundred feet away!
- The Maxgate allows you to load up to several hundred pounds of cargo on deck without the worry of becoming stuck on shore in a receding tide and possible doing costly damage to propellers and or engine cooling system. Simply engage Maxgate to maneuver your vessel back into deeper water.
- If there is a need to let the vessel go dry, simply lower the maxgate to engage the shore and the spikes become outriggers and stop the boat from keeling over, leaving the boat stable until next tide.
- The Maxgate also allows the operator to land the bow door onto a dock or pier with the spikes and rubber bumpers creating a “dock saddle”. This feature allows dock loading without lifting heavy cargo over gunwale and because only the door is touching the dock, you only need the width of the door for dock space!
- Loading heavy equipment and cargo is made easy with the Maxgate powerful hydraulics. Just get the cargo to the door platform and let the hydraulics do the rest!




www.esc.guide/hdm

A.2. MAXHELM - Patented Helm Station

Our newest technology makes the helm station totally adaptable, by being able to move the station anywhere on the deck where there is twin gunwale rail, forward, aft, port or starboard.

You can even have a removable cab and instantly move the helm station inside.



A.3. JAXCAB - Patented Mobile Cabin

This patented technology is much more than a fancy option.

Here are the advantages that the Jaxcab provides:

- Reconfiguration of the deck for recreational or industrial use.
- Moving cabin aft puts passengers in the most stable and comfortable area of the boat in rough seas.
- Trimming the boat without trim tabs, saving fuel and time.
- Sound dampening while underway. The cabin is attached to 4 points, making the hull noise greatly minimized, allowing passengers to carry on a conversation and crew to communicate, increasing safety.



B. Recommended Models



Build #LC9 – 4011 (Open)



Build #LC33 – 4011 (with Cabin)



Build #LC30 – 4011 (with Double Cabin & Tower)



Build #LC30 – 4011 (with Tower)

www.esc.guide/hdm

B.1. Build #LC9 – 4011 (Open)



www.esc.guide/hdm

B.2. Build #LC33 – 4011 (with Cabin)



www.esc.guide/hdm




www.esc.guide/hdm

B.3. Build #LC30 – 4011 (with Double Cabin & Tower)



www.esc.guide/hdm

B.4. Build #LC30 – 4011 (with Tower)







B.5. OFFER: 40' Hard Drive Marine Landing Craft

With MAX GATE – Hydraulic Bow Door LAO: 40' – Beam 10'-10"

Cruising Speed: 25-30 MPH - Top Speed: 40 MPH

Fuel Consumption: 1.75 MPG @30 MPH – Draft:18" – Deck Capacity: 7500 LBS

Specifications:

				
MODEL:	Open	With Cabin	Cabin & Tower	Tower
Aft Pilothouse Enclosed with Windows with Seating for Free			✓	✓
Twin Suzuki 200HP Outboards with Stainless Steel Propellers	✓	✓	✓	✓
Hydraulic Steering	✓	✓	✓	✓
Two Group 27 Crank Batteries	✓	✓	✓	✓
Maxagate Hydraulic Controlled Bow Door 12v	✓	✓	✓	✓
Standard VHF with antenna	✓	✓	✓	✓
Garmin 1042 XSV Chartplotter with Transducer	✓	✓	✓	✓
Single Station Suzuki Gauges & Controls	✓	✓	✓	✓
12 Position DC Switch Panel	✓	✓	✓	✓
Hydraulic Trim Tab System	✓	✓	✓	✓
200 US Gallon Fuel Tank with OEM Suzuki Fuel/Water SEPARATORS	✓	✓	✓	✓
Six 10" Cleats – On Gunnels	✓	✓	✓	✓
Deck Safety Rails	✓	✓	✓	✓
Two 15x24" Freeman Deck Hatch	✓	✓	✓	✓
Coast Guard Safety Pack	✓	✓	✓	✓
LED Anchor Light	✓	✓	✓	✓
LED Transom Light	✓	✓	✓	✓
LED Running Lights	✓	✓	✓	✓
Black Antifouling Undercoat Paint + Primer	✓	✓	✓	✓
Two 1500 GPH Bilge Pumps	✓	✓	✓	✓
Single 300 GPH Transom Bilge Pump	✓	✓	✓	✓
Windshield Wiper System	✓			
Quoted Price:	306,790 \$	346,790 \$	395,000 \$	325,000 \$

* FOB Bellingham, Washington / Shipping TBD

Other Possible Options:

- LED Under Bow Door Lights
- 10,000# Deck Winch
- 5,000# Deck Winch
- Pot Hauler
- Auxiliary Fuel Tanks & Pump Out Station
- Dock Door (1 or 2)
- 24x24 Freeman Deck Hatch
- LED Deck Lights
- (Small) Diesel Cab Heater
- Freshwater Washdown Tank & Pump
- Saltwater Washdown
- Radar Arch
- Garmin System Chartplotter only
- Add Radar Dome
- Add Sonar
- Sonic Hull Protection
- Hull Graphics
- Aluminum Trailer
- Remote Battery Switching
- (1) Triple Axle Galvanized Trailer

C. Videos Demonstrations (go to: <https://www.esc.guide/hdm>)



C.1. Exploration Tours



C.2. Car Transfer



C.3. Deck to Deck Passenger Transfer



C.4. From Shore to Ferry Passenger Transfer



C.5. Loading a Root Ball



C.6. Dead Head Removal for Safe Waterway



C.7. Ice breaking with MaxGate



C.8. Hazard Removal



C.9. Twin Jet Ski Load Unload



C.10. Spill Response



C.11. Special Operations Forces



C.12. Special Operations Forces